




PROJECT PROCESS

1



Think: Brainstorm. Come up with multiple ideas for your project. Consider various sources.

2




Plan: Use your sketchbook to plan out your project. Research ideas, materials, and methods.

3




Experiment: Practice using new and different materials and methods.

4




Create: Collect your materials and use your plans as a guide for creating your artwork.

5




Review: Have a peer take a look at your work and offer you feedback.

6




Fix: Think about your artwork. Consider your peer's feedback. What can you do to improve your artwork?

7



Sign: Sign your artwork! You are an artist. Your artwork will not be graded until it is signed.

8



Share: Make sure to add your artwork to your website.

